

Teaching Composition Quality at Scale

Human Judgment in the Age of Autograders

John DeNero & Stephen Martinis


Google &

Berkeley
UNIVERSITY OF CALIFORNIA

Computer Science Courses are Growing



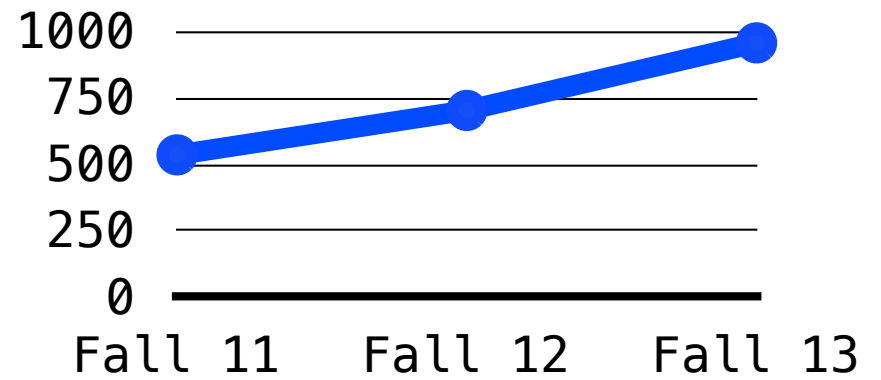
Computer Science Courses are Growing



Computer Science Courses are Growing



End-of-semester enrollment
in CS 61A (CS1 @ Berkeley)



Teaching Composition Quality

Teaching Composition Quality

"Programs must be written for people to read,
and only incidentally for machines to execute."
– Structure and Interpretation of Computer Programs

Teaching Composition Quality

- "Programs must be written for people to read,
and only incidentally for machines to execute."
– Structure and Interpretation of Computer Programs
- Guidelines for effective program composition

Teaching Composition Quality

- "Programs must be written for people to read,
and only incidentally for machines to execute."
– Structure and Interpretation of Computer Programs
- Guidelines for effective program composition
 - Useful examples

Teaching Composition Quality

"Programs must be written for people to read,
and only incidentally for machines to execute."

– Structure and Interpretation of Computer Programs

- Guidelines for effective program composition
- Useful examples
- Incentives

Teaching Composition Quality

- "Programs must be written for people to read,
and only incidentally for machines to execute."
– Structure and Interpretation of Computer Programs
- Guidelines for effective program composition
 - Useful examples
 - Incentives
 - Feedback

Teaching Composition Quality

"Programs must be written for people to read,
and only incidentally for machines to execute."
– Structure and Interpretation of Computer Programs

- Guidelines for effective program composition
- Useful examples
- Incentives
- Feedback

Correctness

Composition

Teaching Composition Quality

"Programs must be written for people to read,
and only incidentally for machines to execute."
– Structure and Interpretation of Computer Programs

- Guidelines for effective program composition
- Useful examples
- Incentives
- Feedback

	Who?
<i>Correctness</i>	Computer
<i>Composition</i>	Humans

Teaching Composition Quality

"Programs must be written for people to read,
and only incidentally for machines to execute."
– Structure and Interpretation of Computer Programs

- Guidelines for effective program composition
- Useful examples
- Incentives
- Feedback

	Who?	How?
<i>Correctness</i>	Computer	Script
<i>Composition</i>	Humans	Code Reviews

Teaching Composition Quality

"Programs must be written for people to read,
and only incidentally for machines to execute."
– Structure and Interpretation of Computer Programs

- Guidelines for effective program composition
- Useful examples
- Incentives
- Feedback

	Who?	How?	Why?
<i>Correctness</i>	Computer	Script	78/90
<i>Composition</i>	Humans	Code Reviews	12/90

Teaching Composition Quality

"Programs must be written for people to read,
and only incidentally for machines to execute."

– Structure and Interpretation of Computer Programs

- Guidelines for effective program composition
- Useful examples
- Incentives
- Feedback

	Who?	How?	Why?	When?
<i>Correctness</i>	Computer	Script	78/90	Instant
<i>Composition</i>	Humans	Code Reviews	12/90	~2 weeks

Teaching Composition Quality

"Programs must be written for people to read,
and only incidentally for machines to execute."
– Structure and Interpretation of Computer Programs

- Guidelines for effective program composition
- Useful examples
- Incentives
- Feedback

1

	Who?	How?	Why?	When?
<i>Correctness</i>	Computer	Script	78/90	Instant
<i>Composition</i>	Humans	Code Reviews	12/90	~2 weeks

Teaching Composition Quality

"Programs must be written for people to read,
and only incidentally for machines to execute."
– Structure and Interpretation of Computer Programs

- Guidelines for effective program composition

1

- Useful examples

- Incentives

- Feedback

2

	Who?	How?	Why?	When?
<i>Correctness</i>	Computer	Script	78/90	Instant
<i>Composition</i>	Humans	Code Reviews	12/90	~2 weeks

Guidelines & Useful Examples

Illustrating Composition is Challenging

Illustrating Composition is Challenging

- Demonstrations of programming language features often lack enough context for names to matter.

Illustrating Composition is Challenging

- Demonstrations of programming language features often lack enough context for names to matter.
- My first non-trivial lecture example:
`mul(add(2, mul(4, 6)), add(3, 5))`

Illustrating Composition is Challenging

- Demonstrations of programming language features often lack enough context for names to matter.
- My first non-trivial lecture example:
`mul(add(2, mul(4, 6)), add(3, 5))`
- Placeholders: `foo`, `bar`, `baz`, `my_x`, `helper`, etc.

Illustrating Composition is Challenging

- Demonstrations of programming language features often lack enough context for names to matter.
- My first non-trivial lecture example:
`mul(add(2, mul(4, 6)), add(3, 5))`
- Placeholders: `foo`, `bar`, `baz`, `my_x`, `helper`, etc.
- Some students claim that a program composed of many small functions is hard for them to follow.

Illustrating Composition is Challenging

- Demonstrations of programming language features often lack enough context for names to matter.
- My first non-trivial lecture example:
`mul(add(2, mul(4, 6)), add(3, 5))`
- Placeholders: `foo`, `bar`, `baz`, `my_x`, `helper`, etc.
- Some students claim that a program composed of many small functions is hard for them to follow.
 - Tracing execution is easier without abstraction.

Illustrating Composition is Challenging

- Demonstrations of programming language features often lack enough context for names to matter.
 - My first non-trivial lecture example:
`mul(add(2, mul(4, 6)), add(3, 5))`
 - Placeholders: `foo`, `bar`, `baz`, `my_x`, `helper`, etc.
- Some students claim that a program composed of many small functions is hard for them to follow.
 - Tracing execution is easier without abstraction.
- Many composition issues only arise in programs of sufficient complexity.

Illustrating Composition is Challenging

- Demonstrations of programming language features often lack enough context for names to matter.
 - My first non-trivial lecture example:
`mul(add(2, mul(4, 6)), add(3, 5))`
 - Placeholders: `foo`, `bar`, `baz`, `my_x`, `helper`, etc.
- Some students claim that a program composed of many small functions is hard for them to follow.
 - Tracing execution is easier without abstraction.
- Many composition issues only arise in programs of sufficient complexity.
- *Our solution*: Emphasize composition in projects.

Focus on Human Judgment

Focus on Human Judgment

Composition is about communication among people.

Focus on Human Judgment

Composition is about communication among people.

Code Style

Rules of Thumb

**Effective
Communication**

Focus on Human Judgment

Composition is about communication among people.

Code Style

`sum_of(x, y)`
vs
`SumOf(x,y)`

Rules of Thumb

*A function body
should have at
most k lines.*

Effective Communication

*Why is each
variable name
introduced?*

Focus on Human Judgment

Composition is about communication among people.

Code Style

`sum_of(x, y)`
vs
`SumOf(x,y)`

Rules of Thumb

A function body should have at most k lines.

Effective Communication

Why is each variable name introduced?

Scriptable

Humans required

Focus on Human Judgment

Composition is about communication among people.

Code Style

`sum_of(x, y)`
vs
`SumOf(x, y)`

Rules of Thumb

A function body should have at most k lines.

Effective Communication

Why is each variable name introduced?

Scriptable

Humans required

Objective

Subjective

Focus on Human Judgment

Composition is about communication among people.

Code Style

`sum_of(x, y)`
vs
`SumOf(x, y)`

Rules of Thumb

A function body should have at most k lines.

Effective Communication

Why is each variable name introduced?

Scriptable

Humans required

Objective

Subjective

Distracting

Essential

Composition Guidelines Given to Students

Composition Guidelines Given to Students

Names

Choose names that evoke the purpose or meaning of the values to which they refer.

Composition Guidelines Given to Students

Names

Choose names that evoke the purpose or meaning of the values to which they refer.

Functions

Define functions with a clear role in the program that abstract the implementation of a behavior.

Composition Guidelines Given to Students

- Names** Choose names that evoke the purpose or meaning of the values to which they refer.
- Functions** Define functions with a clear role in the program that abstract the implementation of a behavior.
- Purpose** Remove all unused and unnecessary code and comments, leaving behind only code with a purpose.

Composition Guidelines Given to Students

- Names** Choose names that evoke the purpose or meaning of the values to which they refer.
- Functions** Define functions with a clear role in the program that abstract the implementation of a behavior.
- Purpose** Remove all unused and unnecessary code and comments, leaving behind only code with a purpose.
- Brevity** Prefer concise implementations to convoluted ones, without explicitly minimizing the line count.

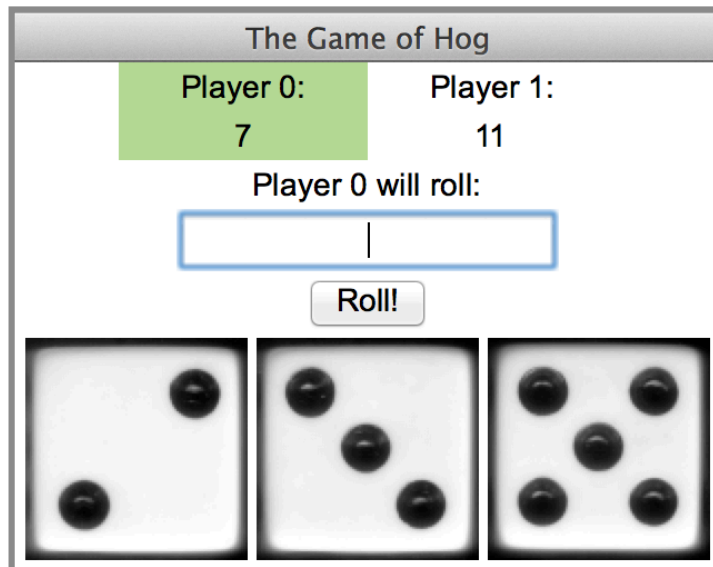
Scaffolded Programming Projects

Scaffolded Programming Projects

Fill-in-the-blank starter code and a full test suite

Scaffolded Programming Projects

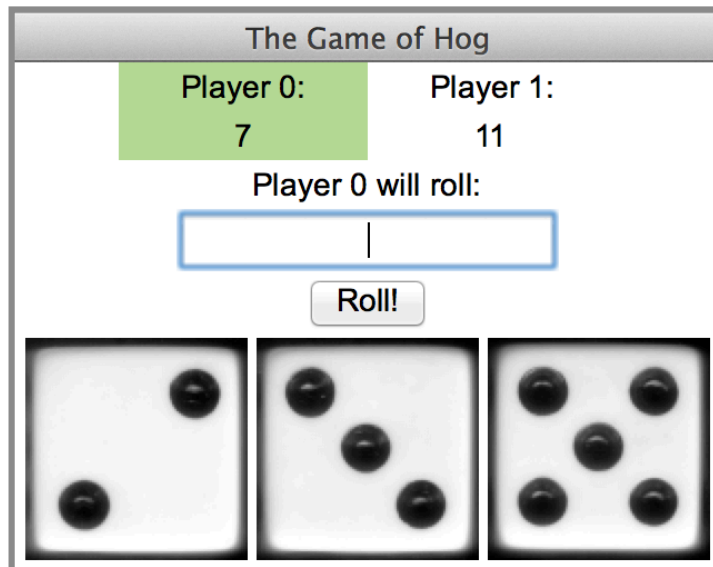
Fill-in-the-blank starter code and a full test suite



The "Hog" project is based on Todd Neller's "Pig" project, Nifty Assignments 2010.

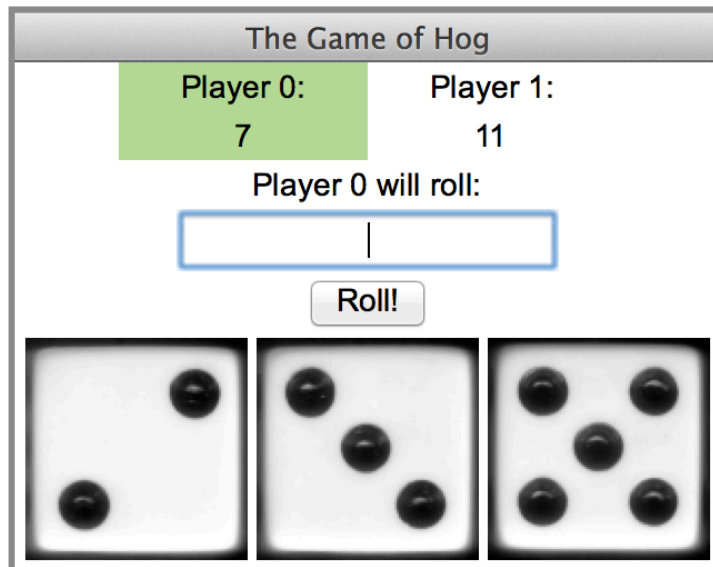
Scaffolded Programming Projects

Fill-in-the-blank starter code and a full test suite
Composition can be taught by example in context.



Scaffolded Programming Projects

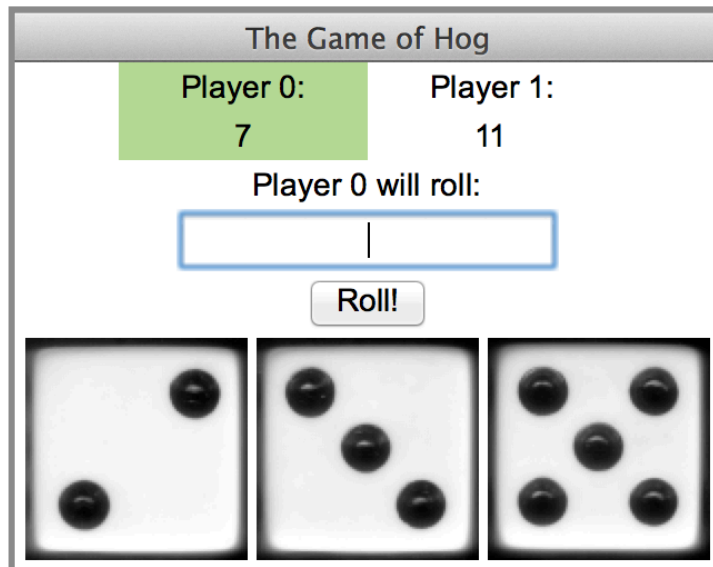
Fill-in-the-blank starter code and a full test suite
Composition can be taught by example in context.



```
def make_averaged(fn, num_samples=1000):  
    """Return a function that returns the average  
    return value of FN called NUM_SAMPLES times.  
  
>>> dice = make_test_dice(3, 1, 5, 6)  
>>> averaged_dice = make_averaged(dice, 1000)  
>>> averaged_dice()  
3.75  
.....  
*** YOUR CODE HERE ***
```

Scaffolded Programming Projects

Fill-in-the-blank starter code and a full test suite
Composition can be taught by example in context.



```
def make_averaged(fn, num_samples=1000):  
    """Return a function that returns the average  
    return value of FN called NUM_SAMPLES times.  
  
    >>> dice = make_test_dice(3, 1, 5, 6)  
    >>> averaged_dice = make_averaged(dice, 1000)  
    >>> averaged_dice()  
    3.75  
    .....
```

*** YOUR CODE HERE ***

Shameless advertisement: All four course projects
are freely available with comprehensive autograders.
(See one in the Nifty Assignments session tomorrow.)

Online Composition Feedback System

Previous Work

Previous Work

- Assignments are managed and graded with an online tool. (Jones & Jamieson, 1997; Jackson & Usher, 1997)

Previous Work

- Assignments are managed and graded with an online tool. (Jones & Jamieson, 1997; Jackson & Usher, 1997)
- Summary statements and comments on specific lines. (Heaney & Daly, 2004)

Previous Work

- Assignments are managed and graded with an online tool. (Jones & Jamieson, 1997; Jackson & Usher, 1997)
- Summary statements and comments on specific lines. (Heaney & Daly, 2004)
- Text comments inlined with the submission source code. (MacWilliam & Malan, 2013)

Previous Work

```
def find_centroid(polygon):  
    def get_x(p):  
        return latitude(p)  
    def get_y(p):  
        return longitude(p)
```

```
fsum = 0;  
def f( p1,p2):  
    return get_x(p1)*get_y(p2)-get_x(p2)*get_y(p1)  
area = ...  
if(area == 0):  
    return (latitude(polygon[0]), longitude(polygon[0]), 0)
```

- Assignments are managed and graded with an online tool. (Jones & Jamieson, 1997; Jackson & Usher, 1997)
- Summary statements and comments on specific lines. (Heaney & Daly, 2004)
- Text comments inlined with the submission source code. (MacWilliam & Malan, 2013)

Previous Work

```
def find_centroid(polygon):  
    def get_x(p):  
        return latitude(p)  
    def get_y(p):  
        return longitude(p)
```

*To give a new name to a function,
you can use assignment:*
get_y = longitude

```
fsum = 0;  
def f( p1,p2):  
    return get_x(p1)*get_y(p2)-get_x(p2)*get_y(p1)  
area = ...  
if(area == 0):  
    return (latitude(polygon[0]), longitude(polygon[0]), 0)
```

- Assignments are managed and graded with an online tool. (Jones & Jamieson, 1997; Jackson & Usher, 1997)
- Summary statements and comments on specific lines. (Heaney & Daly, 2004)
- Text comments inlined with the submission source code. (MacWilliam & Malan, 2013)

Previous Work

```
def find_centroid(polygon):  
    def get_x(p):  
        return latitude(p)  
    def get_y(p):  
        return longitude(p)
```

*To give a new name to a function,
you can use assignment:*
`get_y = longitude`

```
fsum = 0;  
def f( p1,p2):  
    return get_x(p1)*get_y(p2)-get_x(p2)*get_y(p1)  
area = ...  
if(area == 0):  
    return (latitude(polygon[0]), longitude(polygon[0]), 0)
```

polygon[0] is repeated; perhaps give it the name "first" instead.

- Assignments are managed and graded with an online tool. (Jones & Jamieson, 1997; Jackson & Usher, 1997)
- Summary statements and comments on specific lines. (Heaney & Daly, 2004)
- Text comments inlined with the submission source code. (MacWilliam & Malan, 2013)

Previous Work

Nice work. Keep looking for more ways to eliminate repeated expressions by introducing names.

```
def find_centroid(polygon):  
    def get_x(p):  
        return latitude(p)  
    def get_y(p):  
        return longitude(p)
```

To give a new name to a function, you can use assignment:
`get_y = longitude`

```
fsum = 0;  
def f( p1,p2):  
    return get_x(p1)*get_y(p2)-get_x(p2)*get_y(p1)  
area = ...  
if(area == 0):  
    return (latitude(polygon[0]), longitude(polygon[0]), 0)
```

polygon[0] is repeated; perhaps give it the name "first" instead.

- Assignments are managed and graded with an online tool. (Jones & Jamieson, 1997; Jackson & Usher, 1997)
- Summary statements and comments on specific lines. (Heaney & Daly, 2004)
- Text comments inlined with the submission source code. (MacWilliam & Malan, 2013)

What's New About Our Code Review System?

What's New About Our Code Review System?

- Interface is adopted from the open source branch of Google's internal code review tool, Rietveld.

What's New About Our Code Review System?

- Interface is adopted from the open source branch of Google's internal code review tool, Rietveld.

```
48         if insect.is_ant():
49             # Phase 2: Special handling for BodyguardAnt
50             "*** YOUR CODE HERE ***"
51             if self.ant != None and self.ant.can_contain(insect):
52                 self.ant.contain_ant(insect)
53
54             elif self.ant != None and insect.can_contain(self.ant):
55                 insect.contain_ant(self.ant)
56                 self.ant = insect
57
58             else:
59                 assert self.ant is None, 'Two ants in {}'.format(self)
```

STAFF USERNAME HERE DATE HERE

This assert statement is supposed to be used for all cases: It makes sure there is no ant already in the place before you add another ant. Putting this in the else clause unnecessarily limits its ability to check your code. Instead, you should put this outside the if/else clauses and avoid reassigning self.ant until you have passed through the assert statement.

[Reply](#) [Done](#)

```
60             self.ant = insect
61         else:
62             self.bees.append(insect)
```

What's New About Our Code Review System?

- Interface is adopted from the open source branch of Google's internal code review tool, Rietveld.

Starter code

```
if insect.is_ant():
    # Phase 2: Special handling for BodyguardAnt
    "*** YOUR CODE HERE ***"
    51     if self.ant != None and self.ant.can_contain(insect):
    52         self.ant.contain_ant(insect)
    53
    54     elif self.ant != None and insect.can_contain(self.ant):
    55         insect.contain_ant(self.ant)
    56         self.ant = insect
    57
    58     else:
    59         assert self.ant is None, 'Two ants in {0}'.format(self)
```

STAFF USERNAME HERE DATE HERE

This assert statement is supposed to be used for all cases: It makes sure there is no ant already in the place before you add another ant. Putting this in the else clause unnecessarily limits its ability to check your code. Instead, you should put this outside the if/else clauses and avoid reassigning self.ant until you have passed through the assert statement.

[Reply](#) [Done](#)

```
60     self.ant = insect
61     else:
62         self.bees.append(insect)
```

What's New About Our Code Review System?

- Interface is adopted from the open source branch of Google's internal code review tool, Rietveld.

Starter code

```
if insect.is_ant():
    # Phase 2: Special handling for BodyguardAnt
    "*** YOUR CODE HERE ***"
    51     if self.ant != None and self.ant.can_contain(insect):
    52         self.ant.contain_ant(insect)
    53
    54     elif self.ant != None and insect.can_contain(self.ant):
    55         insect.contain_ant(self.ant)
    56         self.ant = insect
    57
    58     else:
    59         assert self.ant is None, 'Two ants in {0}'.format(self)
```

Lines added
by a student

STAFF USERNAME HERE DATE HERE

This assert statement is supposed to be used for all cases: It makes sure there is no ant already in the place before you add another ant. Putting this in the else clause unnecessarily limits its ability to check your code. Instead, you should put this outside the if/else clauses and avoid reassigning self.ant until you have passed through the assert statement.

[Reply](#) [Done](#)

```
60     self.ant = insect
61     else:
62         self.bees.append(insect)
```

What's New About Our Code Review System?

- Interface is adopted from the open source branch of Google's internal code review tool, Rietveld.

Starter code

```
if insect.is_ant():
    # Phase 2: Special handling for BodyguardAnt
    "*** YOUR CODE HERE ***"
    51     if self.ant != None and self.ant.can_contain(insect):
    52         self.ant.contain_ant(insect)
    53
    elif self.ant != None and insect.can_contain(self.ant):
        insect.contain_ant(self.ant)
        self.ant = insect
    else:
    58         assert self.ant is None, 'Two ants in {0}'.format(self)
    59
```

Lines added
by a student

Indent added
by a student

STAFF USERNAME HERE DATE HERE

This assert statement is supposed to be used for all cases: It makes sure there is no ant already in the place before you add another ant. Putting this in the else clause unnecessarily limits its ability to check your code. Instead, you should put this outside the if/else clauses and avoid reassigning self.ant until you have passed through the assert statement.

[Reply](#) [Done](#)

```
60     self.ant = insect
61     else:
62         self.bees.append(insect)
```

What's New About Our Code Review System?

- Interface is adopted from the open source branch of Google's internal code review tool, Rietveld.

Starter code

```
if insect.is_ant():
    # Phase 2: Special handling for BodyguardAnt
    "*** YOUR CODE HERE ***"
    51     if self.ant != None and self.ant.can_contain(insect):
    52         self.ant.contain_ant(insect)
    53
    elif self.ant != None and insect.can_contain(self.ant):
        insect.contain_ant(self.ant)
        self.ant = insect
    else:
    58         assert self.ant is None, 'Two ants in {0}'.format(self)
    59
```

Lines added
by a student

Indent added
by a student

Comment by
a reader

STAFF USERNAME HERE DATE HERE

This assert statement is supposed to be used for all cases: It makes sure there is no ant already in the place before you add another ant. Putting this in the else clause unnecessarily limits its ability to check your code. Instead, you should put this outside the if/else clauses and avoid reassigning self.ant until you have passed through the assert statement.

[Reply](#) [Done](#)

```
60     self.ant = insect
61     else:
62         self.bees.append(insect)
```


What's New About Our Code Review System?

- Interface is adopted from the open source branch of Google's internal code review tool, Rietveld.

Starter code

```
if insect.is_ant():  
    # Phase 2: Special handling for BodyguardAnt  
    "*** YOUR CODE HERE ***"  
    51     if self.ant != None and self.ant.can_contain(insect):  
    52         self.ant.contain_ant(insect)  
    53  
    elif self.ant != None and insect.can_contain(self.ant):  
        insect.contain_ant(self.ant)  
        self.ant = insect  
    58     else:  
    59         assert self.ant is None, 'Two ants in {0}'.format(self)
```

Lines added
by a student

Indent added
by a student

Comment by
a reader

STAFF USERNAME HERE DATE HERE

This assert statement is supposed to be used for all cases: It makes sure there is no ant already in the place before you add another ant. Putting this in the else clause unnecessarily limits its ability to check your code. Instead, you should put this outside the if/else clauses and avoid reassigning self.ant until you have passed through the assert statement.

[Reply](#)

The Student
can reply

```
60     insect  
61  
62     insect)
```

What's New About Our Code Review System?

- Interface is adopted from the open source branch of Google's internal code review tool, Rietveld.

Starter code

```
if insect.is_ant():  
    # Phase 2: Special handling for BodyguardAnt  
    "*** YOUR CODE HERE ***"  
    51 if self.ant != None and self.ant.can_contain(insect):  
    52     self.ant.contain_ant(insect)  
    53  
    elif self.ant != None and insect.can_contain(self.ant):  
        insect.contain_ant(self.ant)  
        self.ant = insect  
    58 else:  
    59     assert self.ant is None, 'Two ants in {0}'.format(self)
```

Lines added
by a student

Indent added
by a student

Comment by
a reader

STAFF USERNAME HERE DATE HERE

This assert statement is supposed to be used for all cases: It makes sure there is no ant already in the place before you add another ant. Putting this in the else clause unnecessarily limits its ability to check your code. Instead, you should put this outside the if/else clauses and avoid reassigning self.ant until you have passed through the assert statement.

[Reply](#)

The Student
can reply

```
60     insect  
61  
62     insect)
```

- Shared cache of comments among all graders.

What's New About Our Code Review System?

- Interface is adopted from the open source branch of Google's internal code review tool, Rietveld.

Starter code

```
if insect.is_ant():
    # Phase 2: Special handling for BodyguardAnt
    "*** YOUR CODE HERE ***"
    51     if self.ant != None and self.ant.can_contain(insect):
    52         self.ant.contain_ant(insect)
    53
    elif self.ant != None and insect.can_contain(self.ant):
        insect.contain_ant(self.ant)
        self.ant = insect
    else:
    58         assert self.ant is None, 'Two ants in {0}'.format(self)
    59
```

Lines added by a student

Indent added by a student

Comment by a reader

STAFF USERNAME HERE DATE HERE

This assert statement is supposed to be used for all cases: It makes sure there is no ant already in the place before you add another ant. Putting this in the else clause unnecessarily limits its ability to check your code. Instead, you should put this outside the if/else clauses and avoid reassigning self.ant until you have passed through the assert statement.

[Reply](#)

The Student can reply

```
60     insect
61
62     insect)
```

- Shared cache of comments among all graders.
- Integration with existing version control systems.

What's New About Our Code Review System?

- Interface is adopted from the open source branch of Google's internal code review tool, Rietveld.

Starter code

```
if insect.is_ant():  
    # Phase 2: Special handling for BodyguardAnt  
    "*** YOUR CODE HERE ***"  
    51     if self.ant != None and self.ant.can_contain(insect):  
    52         self.ant.contain_ant(insect)  
    53  
    elif self.ant != None and insect.can_contain(self.ant):  
        insect.contain_ant(self.ant)  
        self.ant = insect  
    else:  
    58         assert self.ant is None, 'Two ants in {0}'.format(self)  
    59
```

Lines added
by a student

Indent added
by a student

Comment by
a reader

STAFF USERNAME HERE DATE HERE

This assert statement is supposed to be used for all cases: It makes sure there is no ant already in the place before you add another ant. Putting this in the else clause unnecessarily limits its ability to check your code. Instead, you should put this outside the if/else clauses and avoid reassigning self.ant until you have passed through the assert statement.

[Reply](#)

The Student
can reply

```
60     insect  
61  
62     insect)
```

- Shared cache of comments among all graders.
- Integration with existing version control systems.
- Easy administration through Google App Engine.

Evaluations

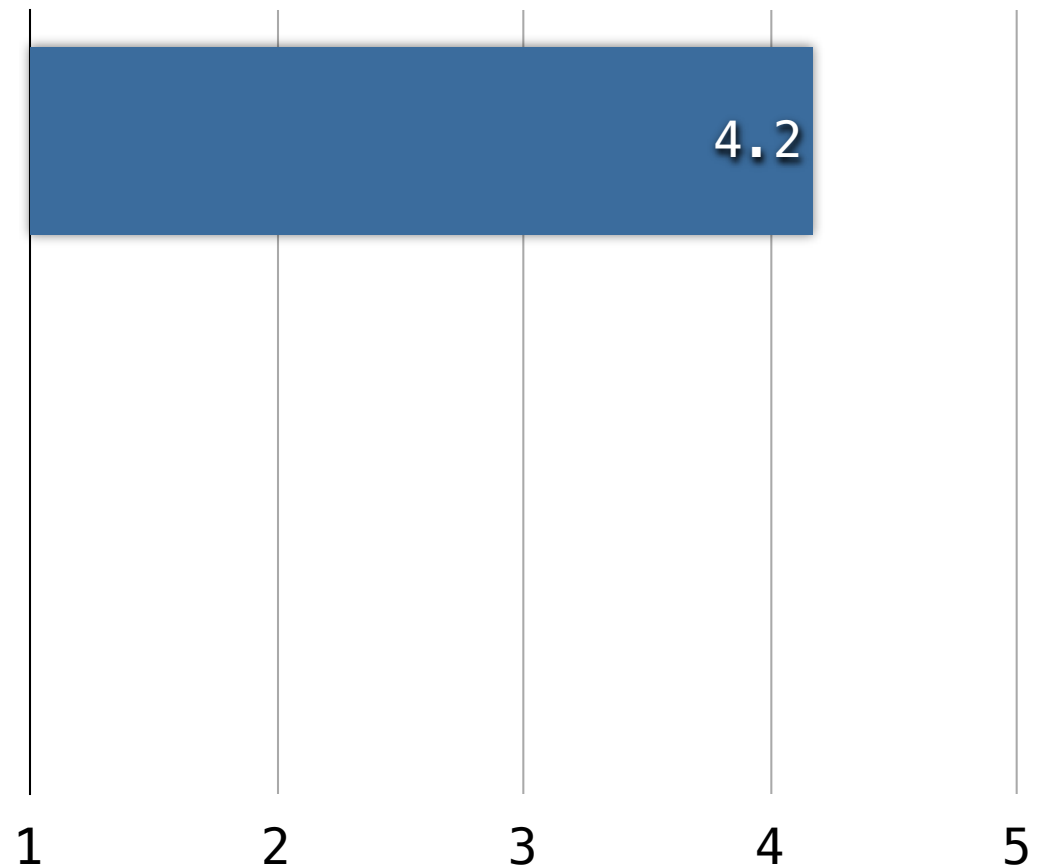
End-of-Semester Survey Results

Fall 2012 Average of 626 Responses
(All questions rated on a scale from 1 to 5)

End-of-Semester Survey Results

Fall 2012 Average of 626 Responses
(All questions rated on a scale from 1 to 5)

How much did you read of the composition feedback that you received on your project submissions?



End-of-Semester Survey Results

Fall 2012 Average of 626 Responses
(All questions rated on a scale from 1 to 5)

How much did you read of the composition feedback that you received on your project submissions?

4.2

How helpful was the composition feedback you received?

3.4

1

2

3

4

5

End-of-Semester Survey Results

Fall 2012 Average of 626 Responses
(All questions rated on a scale from 1 to 5)

How much did you read of the composition feedback that you received on your project submissions?

4.2

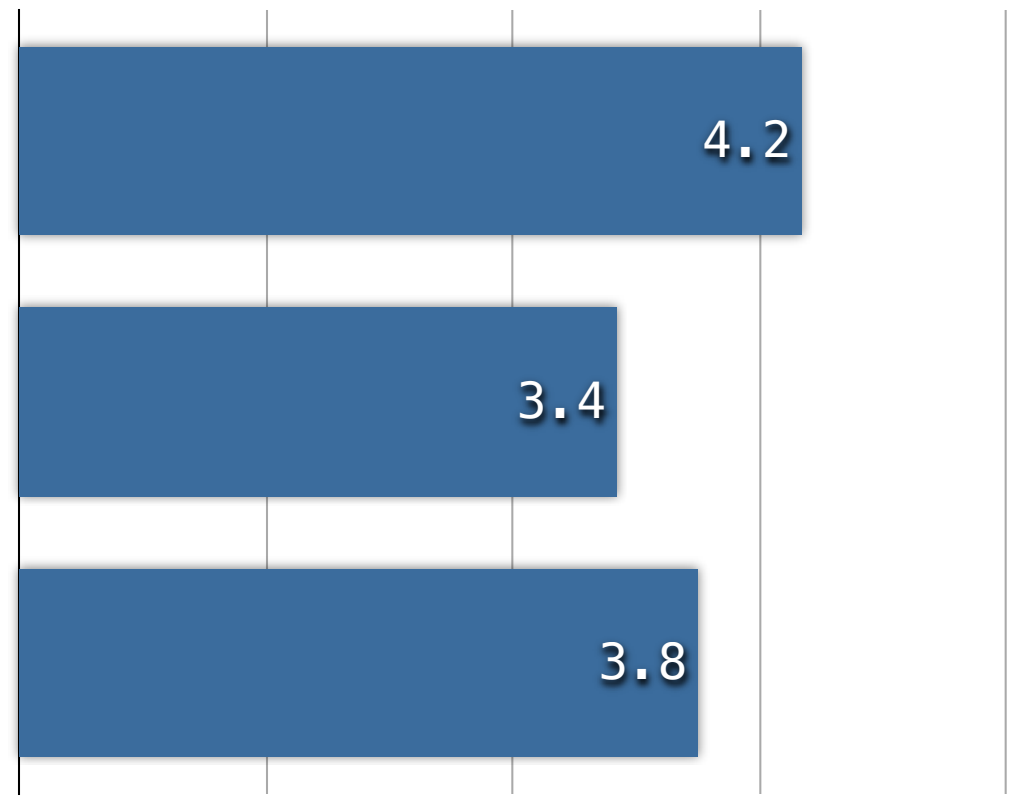
How helpful was the composition feedback you received?

3.4

How well did the composition feedback software system work for you?

3.8

1 2 3 4 5



Blind Comparison of Student Submissions

Blind Comparison of Student Submissions

Experiment Design

Blind Comparison of Student Submissions

Experiment Design

- 16 student submissions were sampled without replacement from Fall 2011 (before composition focus) and Fall 2012 (after).

Blind Comparison of Student Submissions

Experiment Design

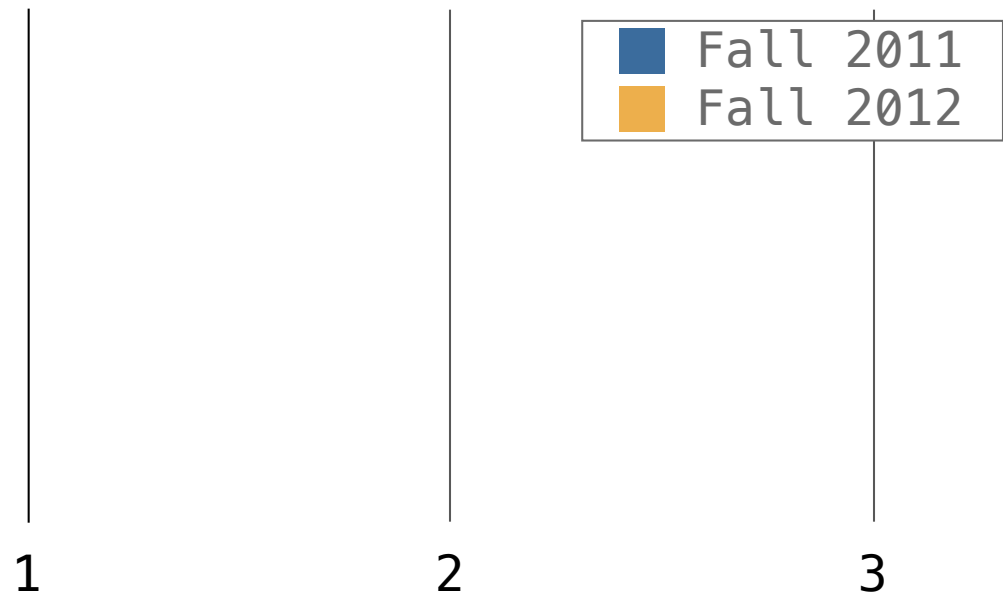
- 16 student submissions were sampled without replacement from Fall 2011 (before composition focus) and Fall 2012 (after).
- 6 course graders (experts) judged implementations of a single function, `find_centroid`, that didn't change significantly.

Blind Comparison of Student Submissions

Experiment Design

- 16 student submissions were sampled without replacement from Fall 2011 (before composition focus) and Fall 2012 (after).
- 6 course graders (experts) judged implementations of a single function, `find_centroid`, that didn't change significantly.

Average Responses by Graders (Scale from 1 to 3)



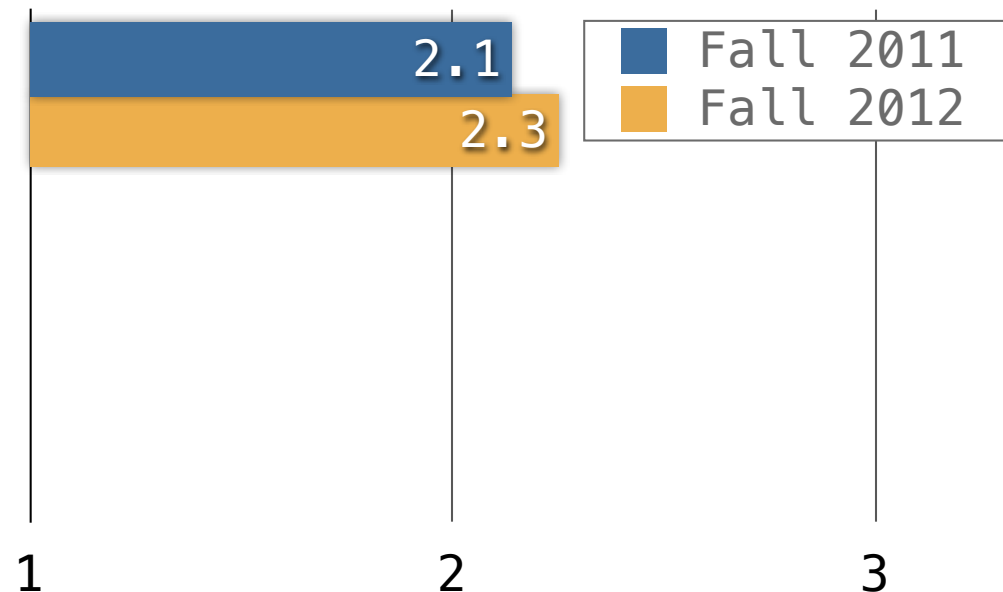
Blind Comparison of Student Submissions

Experiment Design

- 16 student submissions were sampled without replacement from Fall 2011 (before composition focus) and Fall 2012 (after).
- 6 course graders (experts) judged implementations of a single function, `find_centroid`, that didn't change significantly.

Average Responses by Graders (Scale from 1 to 3)

Do names convey the meaning & purpose of their values?

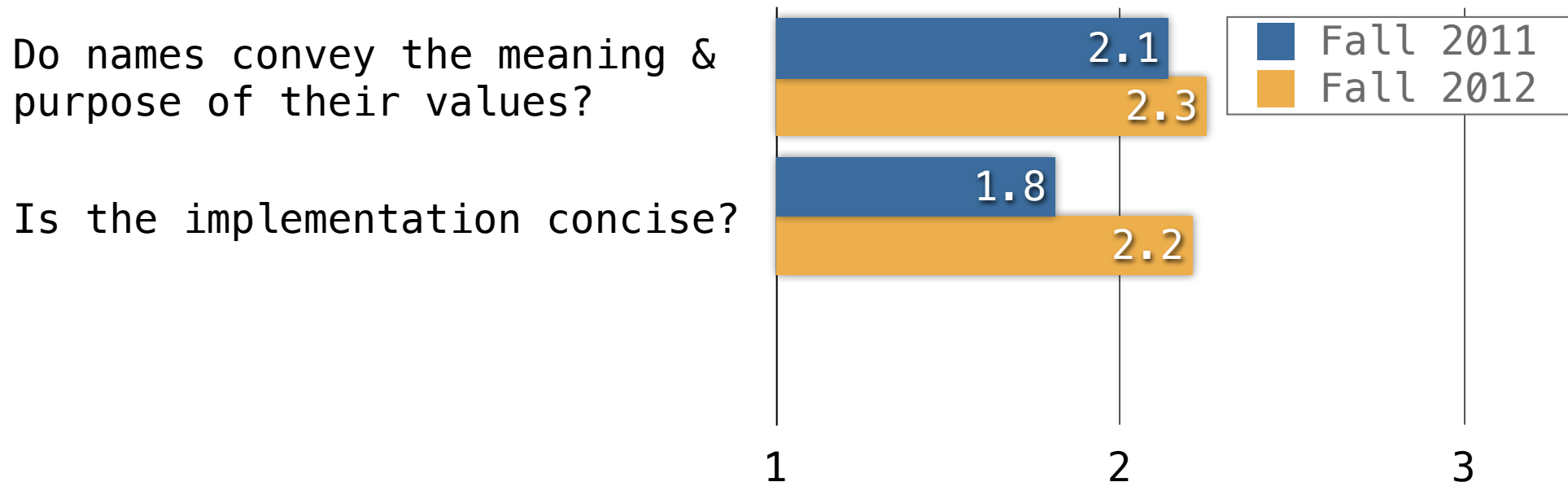


Blind Comparison of Student Submissions

Experiment Design

- 16 student submissions were sampled without replacement from Fall 2011 (before composition focus) and Fall 2012 (after).
- 6 course graders (experts) judged implementations of a single function, `find_centroid`, that didn't change significantly.

Average Responses by Graders (Scale from 1 to 3)

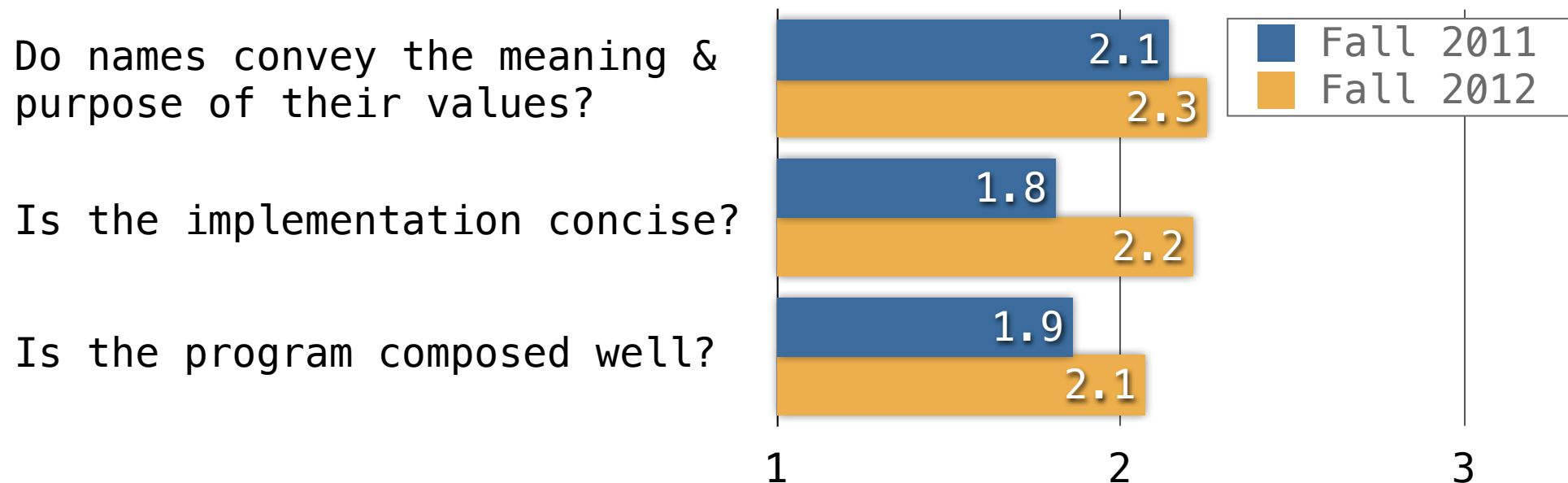


Blind Comparison of Student Submissions

Experiment Design

- 16 student submissions were sampled without replacement from Fall 2011 (before composition focus) and Fall 2012 (after).
- 6 course graders (experts) judged implementations of a single function, `find_centroid`, that didn't change significantly.

Average Responses by Graders (Scale from 1 to 3)

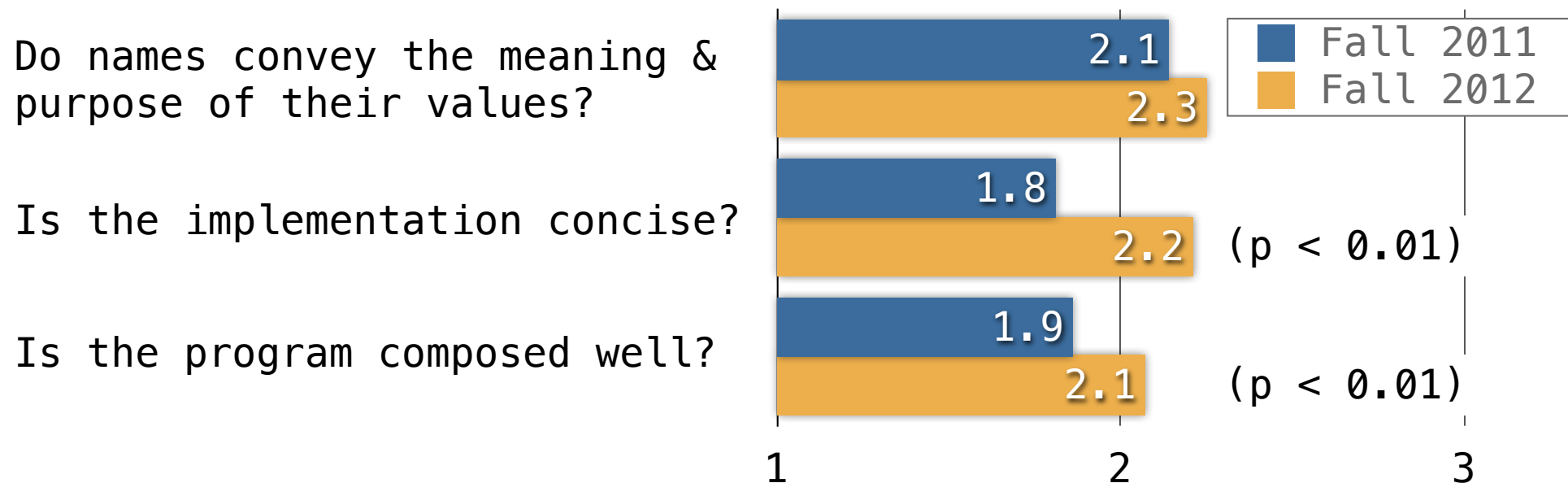


Blind Comparison of Student Submissions

Experiment Design

- 16 student submissions were sampled without replacement from Fall 2011 (before composition focus) and Fall 2012 (after).
- 6 course graders (experts) judged implementations of a single function, `find_centroid`, that didn't change significantly.

Average Responses by Graders (Scale from 1 to 3)



Another Shameless Advertisement

Composing Programs: An Interactive Textbook

Composing Programs: An Interactive Textbook

ComposingPrograms.com hosts a free online introduction to programming and computer science.

Composing Programs: An Interactive Textbook

ComposingPrograms.com hosts a free online introduction to programming and computer science.

A product of public domain and open source content:

Composing Programs: An Interactive Textbook

ComposingPrograms.com hosts a free online introduction to programming and computer science.

A product of public domain and open source content:

- Derived from [Structure and Interpretation of Computer Programs](#)

Composing Programs: An Interactive Textbook

ComposingPrograms.com hosts a free online introduction to programming and computer science.

A product of public domain and open source content:

- Derived from [Structure and Interpretation of Computer Programs](#)
- Examples diagrammed by the [Online Python Tutor](#)

Composing Programs: An Interactive Textbook

[ComposingPrograms.com](http://composingprograms.com) hosts a free online introduction to programming and computer science.

A product of public domain and open source content:

- Derived from [Structure and Interpretation of Computer Programs](#)
- Examples diagrammed by the [Online Python Tutor](#)

Demo: <http://composingprograms.com/pages/16-higher-order-functions.html#functions-as-arguments>

Demo: <http://composingprograms.com/pages/23-sequences.html#recursive-lists>

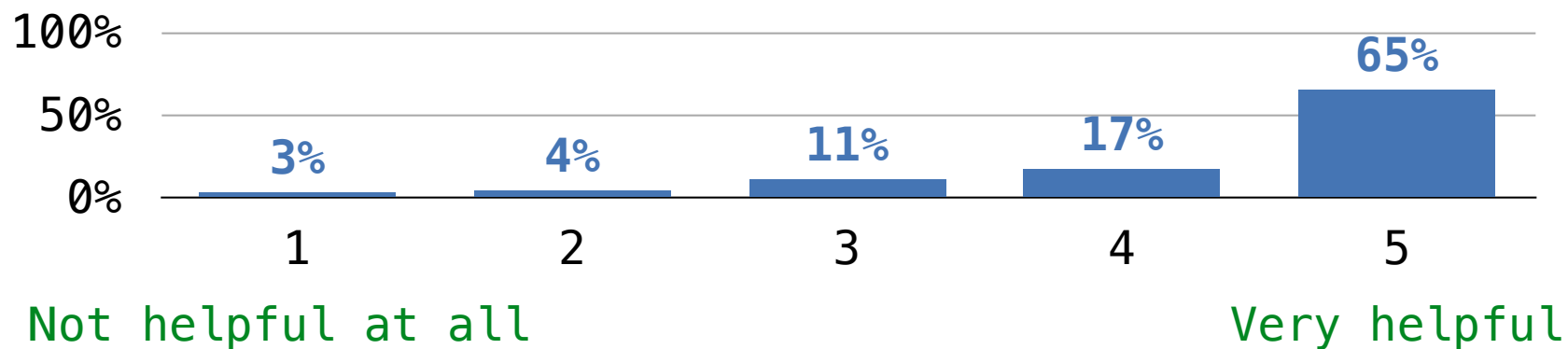
Composing Programs: An Interactive Textbook

ComposingPrograms.com hosts a free online introduction to programming and computer science.

A product of public domain and open source content:

- Derived from [Structure and Interpretation of Computer Programs](#)
- Examples diagrammed by the [Online Python Tutor](#)

How helpful did you find the online tool for drawing environment diagrams in understanding course material?



Demo: <http://composingprograms.com/pages/16-higher-order-functions.html#functions-as-arguments>

Demo: <http://composingprograms.com/pages/23-sequences.html#recursive-lists>

Thanks!

Source Code: github.com/moowiz/ucb-codereview

Description: composingprograms.com/codereview.html

*Interested in the Composing Programs textbook?
Please fill out the survey on composingprograms.com!*

Extra

End-of-Semester Survey Results

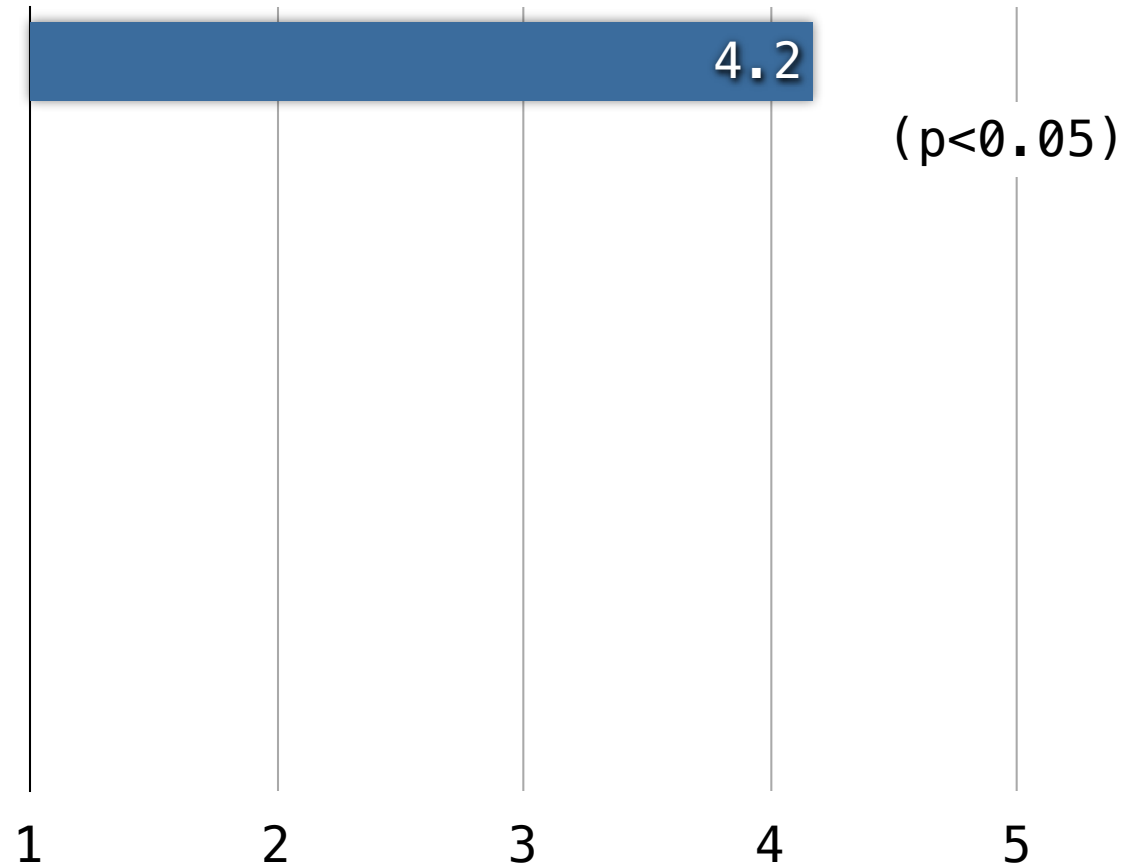
Fall 2012 Average Responses (Scale from 1 to 5)

($p < 0.05$)

End-of-Semester Survey Results

Fall 2012 Average Responses (Scale from 1 to 5)

How much did you read of the composition feedback that you received on your project submissions?



End-of-Semester Survey Results

Fall 2012 Average Responses (Scale from 1 to 5)

How much did you read of the composition feedback that you received on your project submissions?

4.2

($p < 0.05$)

How helpful was the composition feedback you received?

3.4

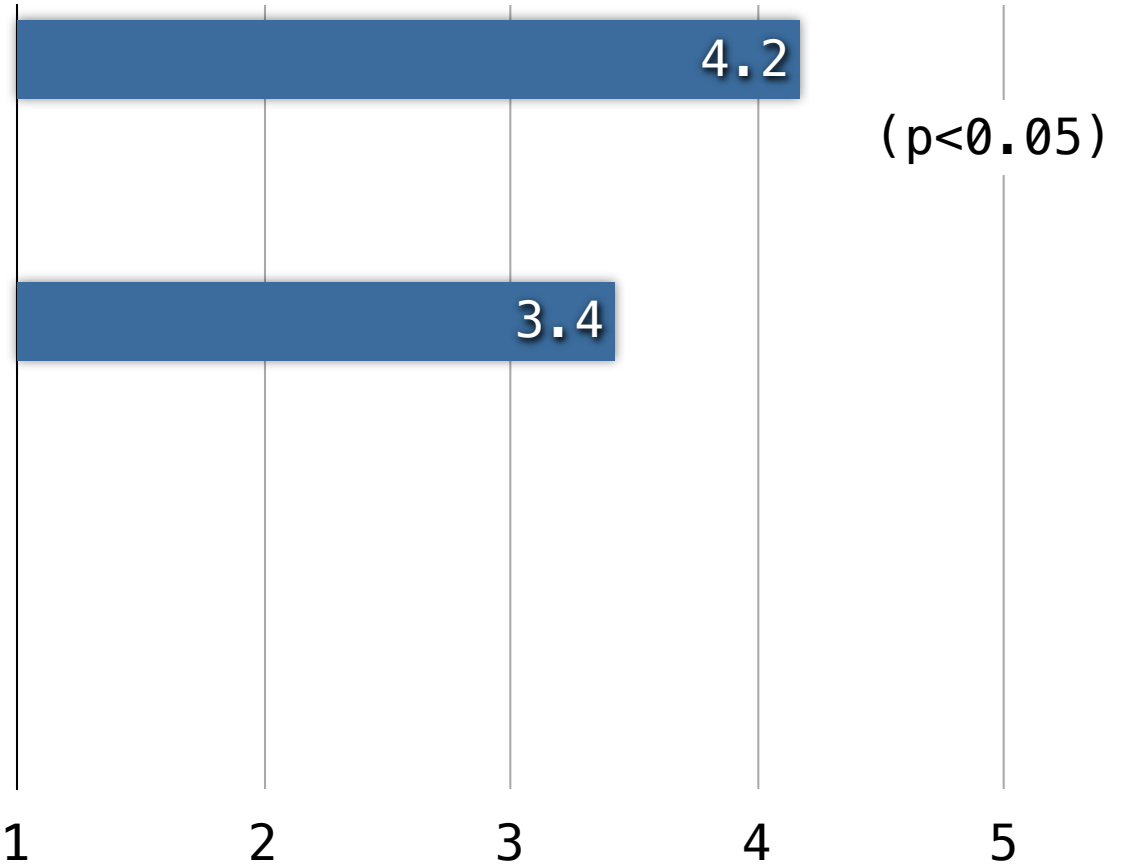
1

2

3

4

5



End-of-Semester Survey Results

Fall 2012 Average Responses (Scale from 1 to 5)

How much did you read of the composition feedback that you received on your project submissions?

4.2

($p < 0.05$)

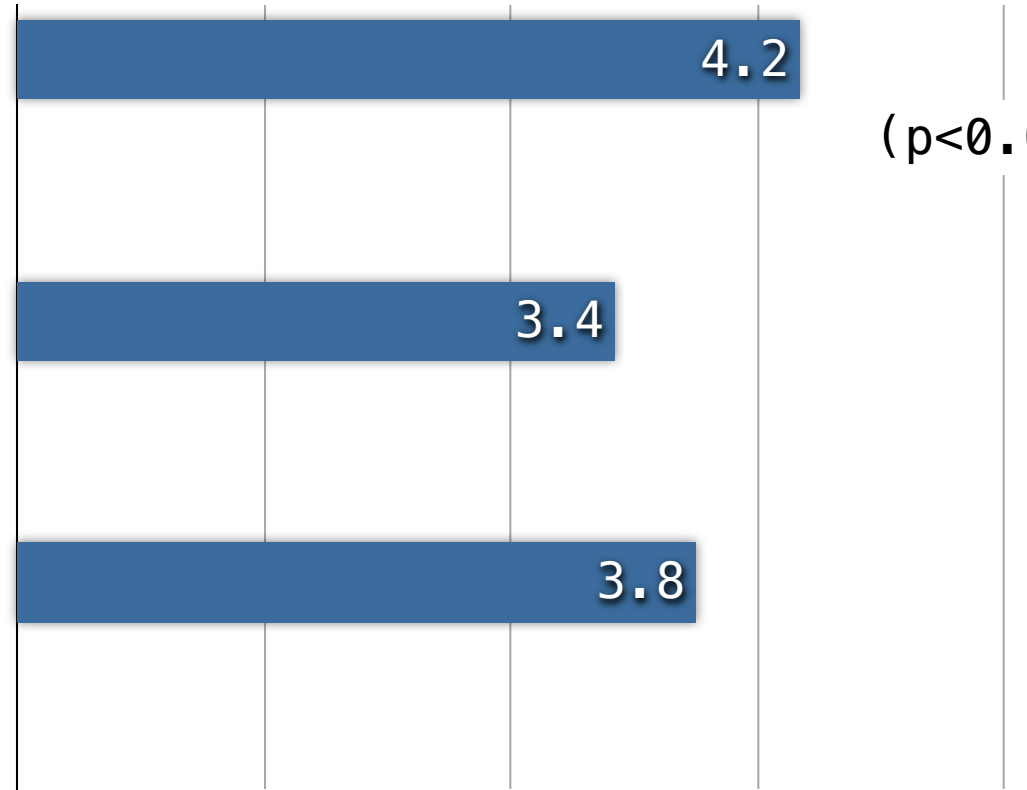
How helpful was the composition feedback you received?

3.4

How well did the composition feedback software system work for you?

3.8

1 2 3 4 5



End-of-Semester Survey Results

Fall 2012 Average Responses (Scale from 1 to 5)

How much did you read of the composition feedback that you received on your project submissions?

4.2

($p < 0.05$)

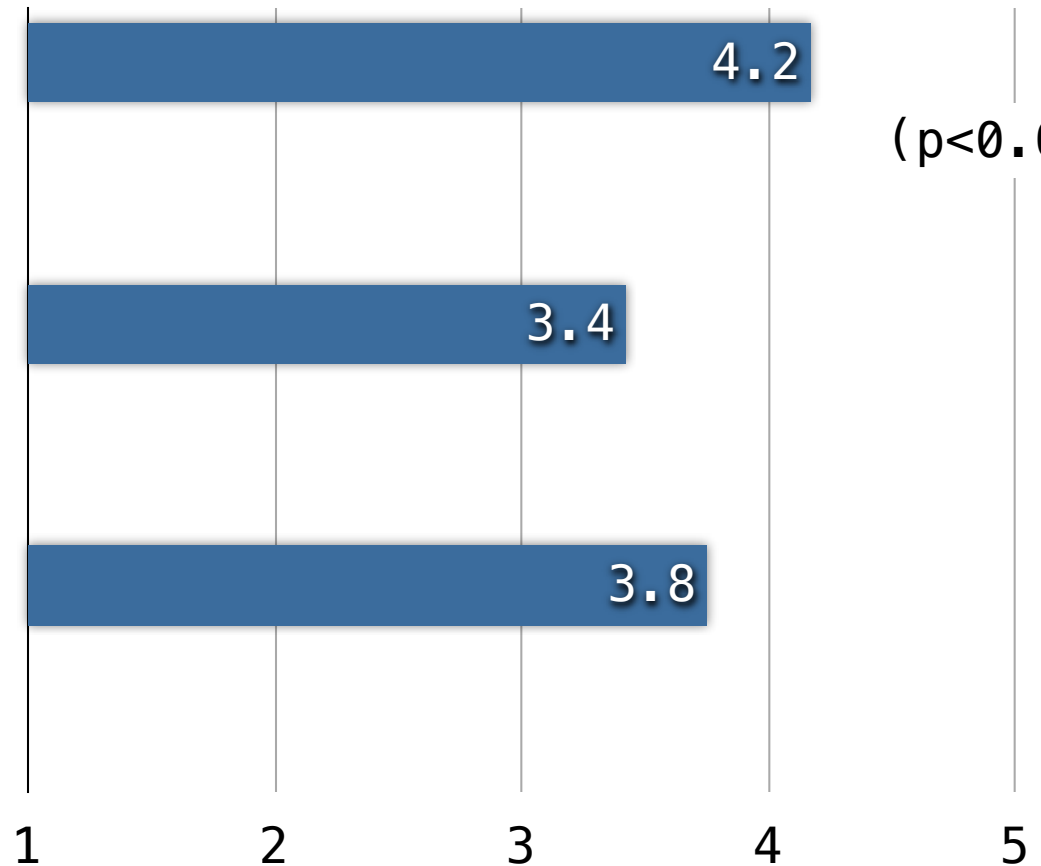
How helpful was the composition feedback you received?

3.4

How well did the composition feedback software system work for you?

3.8

- Total (626 responses)
- Female (134 responses)
- Male (485 responses)



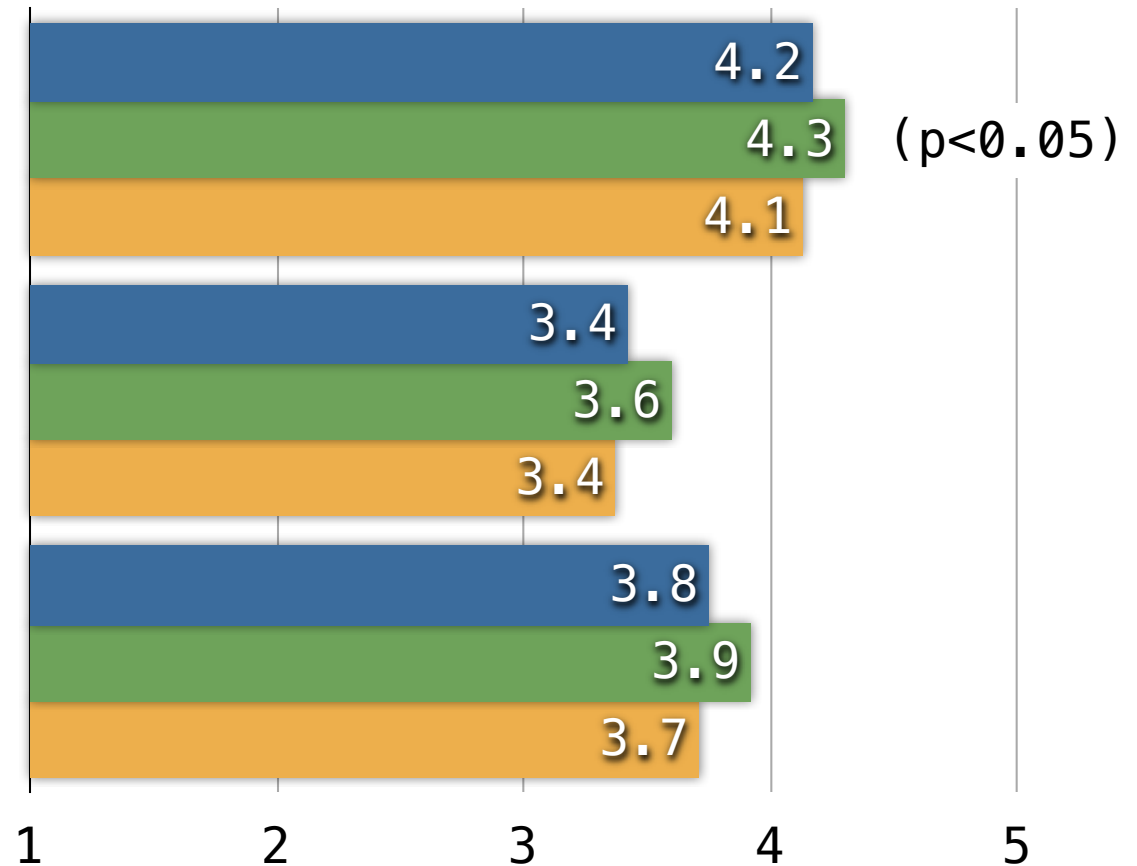
End-of-Semester Survey Results

Fall 2012 Average Responses (Scale from 1 to 5)

How much did you read of the composition feedback that you received on your project submissions?

How helpful was the composition feedback you received?

How well did the composition feedback software system work for you?



- Total (626 responses)
- Female (134 responses)
- Male (485 responses)